

December 2022 Financial Report



Unaudited Financial Report

ALL Funds Summary



As of Month End - December 31, 2022		FY 2021 Approved	FY 2021 Actuals (YTD)	FY 2022 Actuals (YTD)	FY 2022 Approved
100 GENERAL FUND SUMMARY					
031	TAXES	11,149,325	8,691,605	11,009,225	9,804,250
032	LICENSES & FEES	1,976,900	3,084,543	987,494	3,360,000
033	INTERGOVERNMENTAL REVENUES	497,500	497,475	0	0
034	GENERAL GOVERNMENT	12,100	84,261	99,863	30,000
035	FINES AND FORFEITURES	0	19,073	57,420	0
036	INTEREST REVENUES	400	744	886	500
037	CONTRIBUTION/DONATIONS	0	306	0	0
038	MISC REVENUE	0	1	70,913	0
039	OTHER FINANCING SOURCES	339,000	0	326,403	551,250
Total General Fund Revenues		13,975,225	12,378,008	12,552,204	13,746,000
010	ADMINISTRATIVE SERVICE	6,547,819	4,371,339	5,749,534	8,313,175
034	GENERAL GOVERNMENT	0	0	0	0
050	MUNICIPAL COURT	0	82,142	207,776	364,801
060	LEISURE SERVICES/ PARKS	3,164,205	1,592,283	1,563,683	2,707,214
070	PLANNING & ZONING	653,013	573,839	212,973	658,659
072	BUSINESS DEVELOPMENT	289,980	130,601	0	0
073	COMMUNITY & CULTURAL AFFAIRS	203,000	137,525	0	0
080	CODE ENFORCEMENT	1,102,463	1,000,556	444,419	750,033
090	BUILDING	1,018,745	966,802	332,718	952,118
093	OTHER FINANCING USES	990,800	215,000	93,294	0
Total General Fund Expenditures		13,970,025	9,070,087	8,604,397	13,746,000
		FY 2021 Approved	FY 2021 Actuals (YTD)	FY 2022 Actuals (YTD)	FY 2022 Approved
230 ARPA AMERICAN RESCUE PLAN ACT SUMMARY					
033	INTERGOVERNMENTAL REVENUES	0	4,865,023	0	4,865,023
Total APRA Revenues		0	4,865,023	0	4,865,023
010	ADMINISTRATIVE SERVICE	0	0	99,077	0
Total APRA Expenditures		0	0	99,077	0
		FY 2021 Approved	FY 2021 Actuals (YTD)	FY 2022 Actuals (YTD)	FY 2022 Approved
275 HOTEL MOTEL FUND SUMMARY					
031	TAXES	565,000	897,198	1,084,823	980,000
Total Hotel Motel Revenues		565,000	897,198	1,084,823	980,000
075	ECONOMIC DEVELOPMENT	565,000	340,218	640,238	980,000
Total Hotel Motel Expenditures		565,000	340,218	640,238	980,000
		FY 2021 Approved	FY 2021 Actuals (YTD)	FY 2022 Actuals (YTD)	FY 2022 Approved
300 SPLOST FUND SUMMARY					
33710	SPLOST REVENUES	6,980,000	8,838,893	7,946,149	8,548,000
36100	INTEREST REVENUES	2,800	3,521	37,033	2,500
37100	OTHER SOURCES REVENUE/GENERAL CITY	497,500	0	190,663	0
39101	OTHER SOURCES REVENUE/TRANS FM	0	0	0	0
Total SPLOST Revenues		7,480,300	8,842,414	8,173,845	8,550,500
05135	PUBLIC WORKS/ENGINEERING	8,000,000	4,647,794	7,051,339	7,350,000
05136	FACILITIES & BLDG/CITY HALL	1,000,000	2,024,520	0	150,000
05159	GENERAL OPERATIONS	0	25	0	0
06210	LEISURE SERVICES/PARKS	1,750,000	14,020	359,513	1,050,500
Total SPLOST Expenditures		10,750,000	6,686,359	7,410,852	8,550,500
		FY 2021 Approved	FY 2021 Actuals (YTD)	FY 2022 Actuals (YTD)	FY 2022 Approved
310 URA SUMMARY					
03910	OTHER FINANCING SOURCES REVENUE	0	215,000	0	0
Total URA Revenues		0	215,000	0	0
09300	OTHER FINANCING USES	0	287,454	1,325	0
Total URA Expenditures		0	287,454	1,325	0

	FY 2021 Approved	FY 2021 Actuals (YTD)	FY 2022 Actuals (YTD)	FY 2022 Approved
804 URA SUMMARY				
039 OTHER FINANCING SOURCES	0	0	0	0
Total URA Revenues	0	0	0	0
010 ADMINISTRATIVE SERVICES	0	0	6,370	0
093 OTHER FINANCES USES	0	0	0	0
Total URA Expenditures	0	0	6,370	0
Total ALL Funds Revenue	22,118,625	27,287,733	21,810,873	28,169,523
Total ALL Funds Expenditures	25,383,125	16,429,662	16,762,258	23,304,500

General Fund

Revenue

Detail

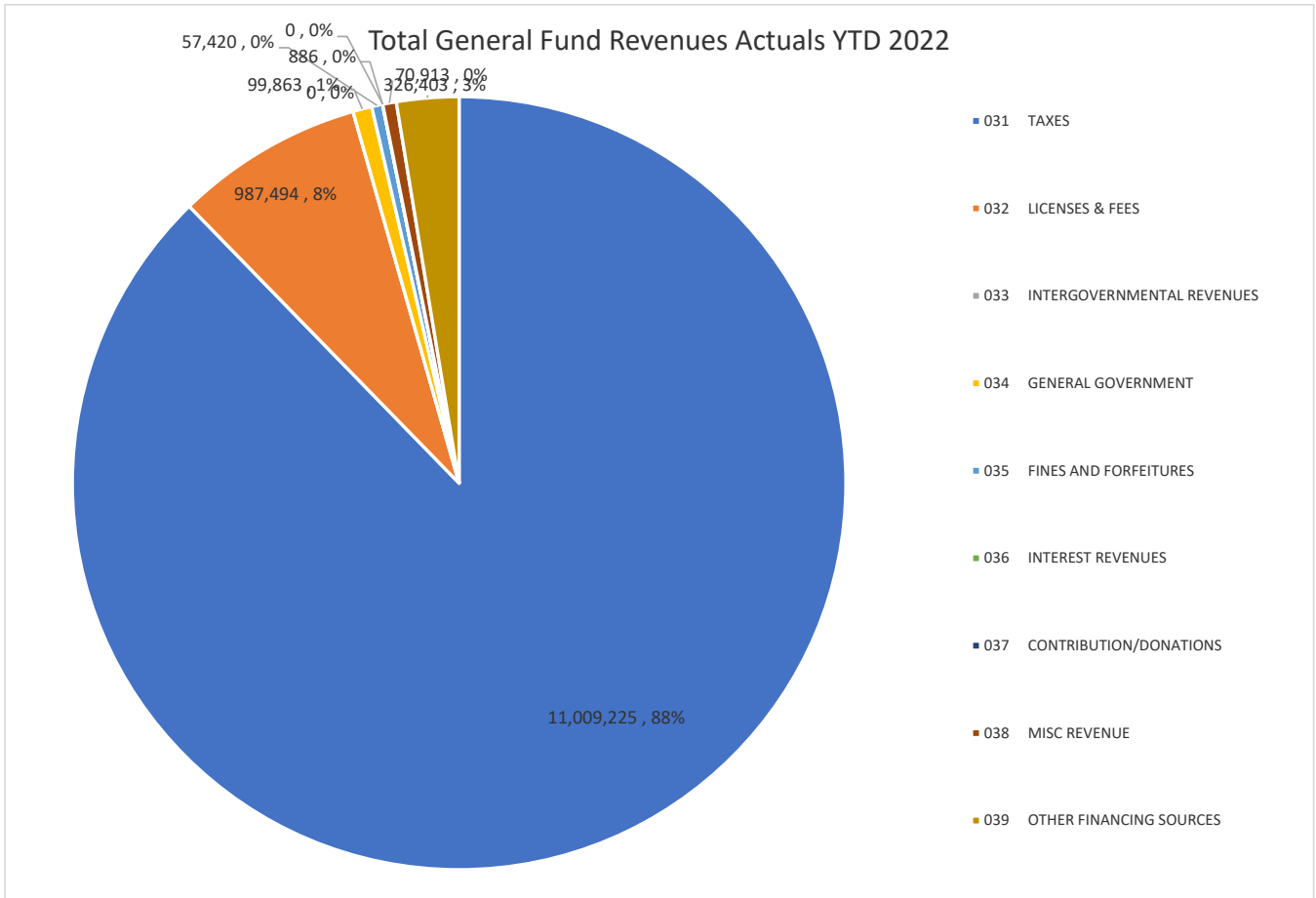
Summary



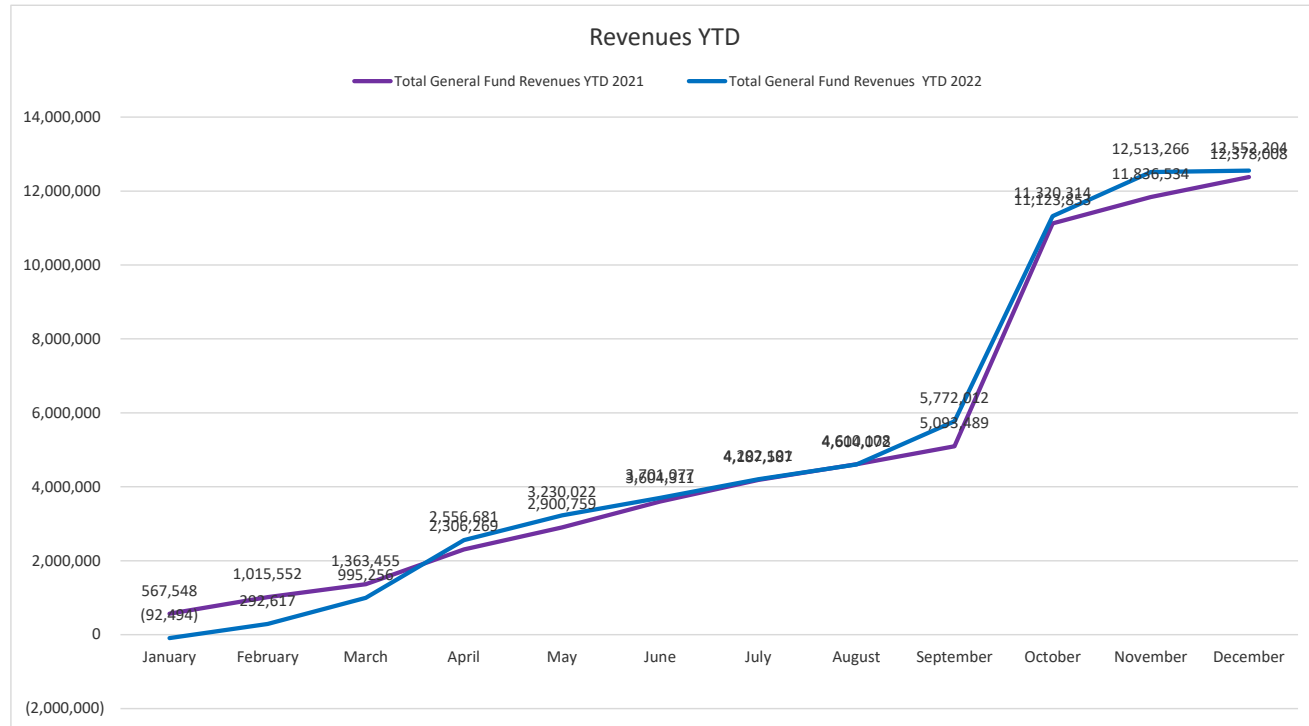
As of Month End - December 31, 2022		FY 2021 Approved	FY 2021 Actuals (YTD)	FY 2022 Actuals (YTD)	FY 2022 Approved
100 - General Fund Revenue Detail					
031 TAXES					
03110 GENERAL PROPERTY TAX					
31100	REAL PROPERTY-CURRENT YEAR	2,111,225	1,590,554	1,461,164	1,873,000
31110	PUBLIC UTILITY TAX	30,400	90	3	0
31200	REAL PROPERTY-PRIOR YEAR	120,000	51,815	65,704	50,000
31301	PERSONAL PROPERTY-CURRENT YEAR	357,100	270,410	247,188	300,000
31310	MOTOR VEHICLE TAX	12,400	8,877	24,271	12,400
31315	TITLE AD VALOREM TAX	887,300	1,387,687	1,210,337	975,000
31325	HEAVY EQUIPMENT TAX	100	0	0	0
31340	INTANGIBLE TAX REVENUE	0	1,740	2,238	2,500
31360	REAL ESTATE TRANSFER TAX	0	206	981	250
31400	PERSONAL PROPERTY- PRIOR YEAR	26,000	46,290	(3,311)	50,000
32451	PEN & INT ON DELINQ PROP TAX	0	3,290	4,275	10,000
39100	PEN & INT ON DELINQ TAX	0	4,384	0	0
03110	TOTAL GENERAL PROPERTY TAX	3,544,525	3,365,341	3,012,850	3,273,150
03111 FRANCHISE FEES					
31371	ATL GAS LIGHT (SOUTHERN CO.)	300,000	378,015	299,777	300,000
31372	SSEMC	324,800	0	0	350,000
31373	XFINITY/COMCAST	509,300	351,085	417,429	500,000
31374	AT&T	183,700	113,528	20,571	150,000
31375	GEORGIA POWER	1,000,000	0	0	975,000
31376	FUEL GEORGIA/CENNAT	0	9	0	100
03111	TOTAL FRANCHISE FEES	2,317,800	842,637	737,778	2,275,100
03140 SELECTIVE SALES AND USE TAX					
34200	ALCOHOLIC BEVERAGE EXCISE TAX	32,400	45,828	72,565	46,000
34300	LOCAL OPTION MIXED DRINK	76,800	123,515	147,578	100,000
03140	TOTAL SELECTIVE SALES AND USE TAX	109,200	169,342	220,143	146,000
03160 BUSINESS TAXES					
31610	BUSINESS & OCCUPATION TAXES	1,387,800	142,454	1,864,066	
31620	INSURANCE PREMIUM TAX	3,790,000	4,163,223	4,905,338	4,100,000
31630	FINANCIAL INSTITUTIONS TAXES	0	0	269,050	10,000
32410	BUSINESS LICENSE PENALTY	0	5,444	0	0
32440	INTEREST ON BUSINESS LICENSES	0	3,164	0	0
03160	TOTAL BUSINESS TAXES	5,177,800	4,314,285	7,038,454	4,110,000
031	TOTAL TAXES	11,149,325	8,691,605	11,009,225	9,804,250
032 LICENSES & FEES					
03210 BUSINESS LICENSE					
32110	ALCOHOLIC BEVERAGES CY	127,100	81,275	208,627	125,000
32111	ALCOHOLIC BEVERAGES CY FUTURE	0	0	0	0
32120	GEN BUSINESS LICENSE CY	0	1,371,519	0	1,500,000
32190	OTHER LICENSE/PERMITS	0	0	26,575	0
03210	TOTAL BUSINESS LICENSE	127,100	1,452,794	235,202	1,625,000
03220 LICENSES & PERMITS					
32200	BUILDING PERMITS	1,800,000	1,595,213	660,242	1,700,000
32202	DEVELOPMENT PERMITS	44,100	20,978	75,265	25,000
32205	ZONING APPLICATIONS	5,700	15,558	16,030	10,000
32299	OTHER	0	0	755	0
03220	TOTAL LICENSES & PERMITS	1,849,800	1,631,749	752,292	1,735,000
032	TOTAL LICENSES & FEES	1,976,900	3,084,543	987,494	3,360,000
033 INTERGOVERNMENTAL REVENUES					
03430 STATE GOVERNMENT GRANTS					
33430	STATE GRANT CAPITAL-LMIG	497,500	497,475	0	0
033	TOTAL INTERGOVERNMENTAL REVENUES	497,500	497,475	0	0

As of Month End - December 31, 2022	FY 2021 Approved	FY 2021 Actuals (YTD)	FY 2022 Actuals (YTD)	FY 2022 Approved
100 - General Fund Revenue Detail				
034 GENERAL GOVERNMENT				
03400 GENERAL GOVERNMENT				
34110 COURT COSTS, FEES, CHARGES	0	820	7,842	0
34118 NOTARY FEE	0	0	0	0
34119 OTHER FEES	0	7,000	0	10,000
34120 FILM PERMITTING	7,500	25,026	17,663	10,000
34130 PLANNING AND DEVELOPMENT FEES	0	18,040	9,845	0
34720 ACTIVITY FEES	0	28,875	62,838	10,000
34750 PROGRAM FEES	4,600	0	0	0
03400 TOTAL GENERAL GOVERNMENT	12,100	79,761	98,188	30,000
03900 OTHER CHARGES FOR SVCS				
31910 ELECTION QUALIFYING FEE	0	4,500	1,650	0
34930 BAD CHECK FEES	0	0	25	0
03900 TOTAL OTHER CHARGES FOR SVCS	0	4,500	1,675	0
034 TOTAL GENERAL GOVERNMENT	12,100	84,261	99,863	30,000
035 FINES AND FORFEITURES				
03510 FINES AND FORFEITURES				
35100 MUNICIPAL COURT	0	19,073	57,420	0
035 TOTAL FINES AND FORFEITURES	0	19,073	57,420	0
036 INTEREST REVENUES				
03610 INTEREST REVENUES				
36100 INTEREST	400	744	886	500
036 TOTAL INTEREST REVENUES	400	744	886	500
037 CON/DON FROM PRIVATE SOURCES				
03710 CONTRIBUTIONS/DONATIONS				
37100 GENERAL CITY	0	306	0	0
037 TOTAL CON/DON FROM PRIVATE SOURCES	0	306	0	0
038 MISC REVENUE				
03800 MISC REVENUE				
38300 REIMBURSEMENT FOR DAMAGED	0	0	4,253	0
38900 OTHER MISC REVENUE	0	1	66,660	0
038 TOTAL MISC REVENUE	0	1	70,913	0
039 OTHER FINANCING SOURCES				
03910 OTHER FINANCING SOURCES				
39120 TRANSFER FROM HOTEL	339,000	0	236,403	551,250
39124 PARKS & REC ACTIVITY FEES	0	0	0	0
39210 SALE OF ASSETS	0	0	90,000	0
58100 DEBT-PRINCIPAL	0	0	0	0
58200 DEBT-INTEREST	0	0	0	0
039 TOTAL OTHER FINANCING SOURCES	339,000	0	326,403	551,250
Total ALL General Fund Revenues	13,975,225	12,378,008	12,552,204	13,746,000

As of Month End - December 31, 2022	FY 2021 Approved	FY 2021 Actuals (YTD)	FY 2022 Actuals (YTD)	FY 2022 Approved
100 GENERAL FUND SUMMARY				
031 TAXES	11,149,325	8,691,605	11,009,225	9,804,250
032 LICENSES & FEES	1,976,900	3,084,543	987,494	3,360,000
033 INTERGOVERNMENTAL REVENUES	497,500	497,475	0	0
034 GENERAL GOVERNMENT	12,100	84,261	99,863	30,000
035 FINES AND FORFEITURES	0	19,073	57,420	0
036 INTEREST REVENUES	400	744	886	500
037 CONTRIBUTION/DONATIONS	0	306	0	0
038 MISC REVENUE	0	1	70,913	0
039 OTHER FINANCING SOURCES	339,000	0	326,403	551,250
Total General Fund Revenues	13,975,225	12,378,008	12,552,204	13,746,000



As of Month End - December 31, 2022		
Total General Fund Revenues		
Months	YTD 2021	YTD 2022
January	567,548	(92,494)
February	1,015,552	292,617
March	1,363,455	995,256
April	2,306,269	2,556,681
May	2,900,759	3,230,022
June	3,604,311	3,701,077
July	4,187,587	4,202,101
August	4,610,108	4,604,072
September	5,093,489	5,772,012
October	11,123,853	11,320,314
November	11,836,534	12,513,266
December	12,378,008	12,552,204



General Fund Expenditure

Detail Summary



As of Month End - December 31, 2022		FY 2021 Approved	FY 2021 Actuals (YTD)	FY 2022 Actuals (YTD)	FY 2022 Approved
100 - General Fund Expenditures Detail					
010 ADMINISTRATIVE SERVICE					
05110 MAYOR & CITY COUNCIL					
51110	REGULAR SALARIES	95,000	95,000	73,225	95,000
51200	FICA/MEDICARE	8,275	7,268	5,501	7,268
51210	GROUP INSURANCE	30,000	0	671	79,378
51240	RETIREMENT	3,000	0	9,220	14,250
51260	UNEMPLOYMENT EXPENSE	0	0	0	2,565
51270	WORKERS COMP	2,000	0	1,026	1,026
52105	UNIFORMS	1,000	0	324	1,000
52120	PROFESSIONAL SERVICES	135,000	10,475	0	25,000
52134	FILM MARKETING	30,000	0	0	0
52136	FILM PERMITTING	5,000	0	0	0
52137	FILM PROGRAMS	20,000	0	0	0
52352	TRAVEL-DISTRICT 1	1,000	1,186	202	3,000
52353	TRAVEL-DISTRICT 2	1,000	1,057	601	3,000
52354	TRAVEL-DISTRICT 3	1,000	731	0	3,000
52355	TRAVEL-DISTRICT 4	1,000	838	1,195	3,000
52356	TRAVEL-DISTRICT 5	1,000	1,138	2,055	3,000
52359	MAYOR TRAVEL EXPENSES	3,000	1,882	1,171	4,000
52362	LATE FEES	2,000	2,943	0	0
52370	EDUCATION & TRAINING	0	5,269	0	0
52374	EDUCATION & TRAINING-D 1	1,000	760	1,015	2,000
52375	EDUCATION & TRAINING-D 2	1,000	875	855	2,000
52376	EDUCATION & TRAINING-D 3	1,000	0	675	2,000
52377	EDUCATION & TRAINING- D 4	1,000	1,035	595	2,000
52378	EDUCATION & TRAINING-D 5	1,000	1,319	0	2,000
52379	EDUCATION & TRAINING-MAYOR	1,000	1,275	225	2,000
53100	OPERATING SUPPLIES	6,000	1,687	1,487	3,000
53160	MAYOR EXPENSE	0	79	0	0
53169	MAYOR VEHICLE ALLOWANCES	7,800	8,789	0	0
53171	DISTRICT EXPENSES - D1	1,000	0	2,902	3,000
53172	DISTRICT EXPENSES - D2	1,000	651	54	3,000
53173	DISTRICT EXPENSES - D3	1,000	1,025	0	3,000
53174	DISTRICT EXPENSES - D4	1,000	0	0	3,000
53176	DISTRICT EXPENSES D5	1,000	0	171	3,000
53177	CITYWIDE MAYOR EXPENSE	1,000	0	206	5,000
53178	COUNCIL INITIATIVES	25,000	0	13,220	25,000
53180	MAYOR INITIATIVES	50,000	9,875	43,607	50,000
05110	TOTAL MAYOR & CITY COUNCIL	440,075	155,158	160,202	354,487

As of Month End - December 31, 2022		FY 2021 Approved	FY 2021 Actuals (YTD)	FY 2022 Actuals (YTD)	FY 2022 Approved
100 - General Fund Expenditures Detail					
05130 CITY MANAGER					
51110	REGULAR SALARIES	0	0	110,789	462,500
51130	OVERTIME	0	0	0	10,000
51200	FICA/MEDICARE	0	0	8,475	30,849
51210	GROUP INSURANCE	0	0	7,952	87,157
51240	RETIREMENT	0	0	9,708	57,863
51260	UNEMPLOYMENT EXPENSE	0	0	0	10,888
51270	WORKERS COMP	0	0	5,472	4,355
51280	RELOCATION EXPENSE	0	0	0	10,000
52120	PROFESSIONAL SERVICES	210,000	218,604	188,090	120,000
52121	CONTRACTUAL SVCS JACOBS	219,398	210,102	724,765	460,000
52135	SOFTWARE/SERVICE CONTRACTS	0	0	0	25,000
52350	TRAVEL EXPENSE	1,000	(2,561)	134	16,000
52360	DUES & FEES	500	2,500	875	2,000
52370	EDUCATION & TRAINING	1,000	0	0	8,000
53100	OPERATING SUPPLIES	2,000	162	4,803	1,000
53130	FOOD	0	1,133	1,179	0
53175	CITY EVENTS	0	2,414	5,795	0
53181	HOSPITALITY SUPPLIES	0	0	5,216	5,000
05130	TOTAL CITY MANAGER	433,898	432,353	1,073,251	1,310,612
05131 CITY CLERK					
51110	REGULAR SALARIES	0	0	146,174	200,083
51130	OVERTIME	0	0	2,926	10,000
51200	FICA/MEDICARE	0	0	11,406	15,306
51210	GROUP INSURANCE	0	0	24,092	87,763
51240	RETIREMENT	0	0	16,352	30,012
51260	UNEMPLOYMENT EXPENSE	0	0	0	5,402
51270	WORKERS COMP	0	0	2,715	2,161
52112	ELECTION SERVICES	50,000	15	110	0
52120	PROFESSIONAL SERVICES	0	0	345	0
52121	CONTRACTUAL SVCS JACOBS	135,608	131,313	0	0
52135	SOFTWARE/SERVICE CONTRACTS	46,000	690	0	46,000
52330	ADVERTISING	10,000	30,116	28,617	25,000
52350	TRAVEL EXPENSE	250	0	528	4,000
52360	DUES & FEES	400	0	0	1,000
52370	EDUCATION & TRAINING	1,000	0	2,842	4,000
53100	OPERATING SUPPLIES	3,000	1,327	868	1,500
53101	POSTAGE	200	0	0	0
54240	COMPUTER/SOFTWARE	0	10,646	550	4,500
05131	TOTAL CITY CLERK	246,458	174,108	237,525	436,727
05135 ENGINEERING/PUBLIC WORKS					
33430	STATE GRANT CAPITAL-LMIG DIRECT	0	0	0	0
51110	REGULAR SALARIES	0	0	0	0
51130	OVERTIME	0	0	0	0
51200	FICA/MEDICARE	0	0	0	0
51210	GROUP INSURANCE	0	0	0	0
51240	RETIREMENT	0	0	0	0
51260	UNEMPLOYMENT EXPENSE	0	0	0	0
51270	WORKERS COMP	0	0	0	0
51280	RELOCATION EXPENSE	0	0	0	0
51290	OTHER EMP BENEFITS	0	0	0	0
51300	TECHNICAL SERVICES	150,000	0	0	0
52120	PROFESSIONAL SERVICES	542,000	4,000	657,090	800,000
52121	CONTRACTUAL SVCS JACOBS	317,363	325,658	0	0
52200	REPAIR AND MAINTENANCE	60,000	0	4,600	0
52330	ADVERTISING	0	0	0	0
52350	TRAVEL EXPENSE	4,000	0	0	0

As of Month End - December 31, 2022		FY 2021 Approved	FY 2021 Actuals (YTD)	FY 2022 Actuals (YTD)	FY 2022 Approved
100 - General Fund Expenditures Detail					
52360	DUES & FEES	0	0	0	0
52370	EDUCATION & TRAINING	5,000	0	0	0
53100	OPERATING SUPPLIES	4,250	55	0	0
53101	POSTAGE	0	0	0	0
54140	TRANS INFRASTRUCTURE IMPROVEMENT	0	0	0	0
05135	ENGINEERING/PUBLIC WORKS	1,082,613	329,712	661,690	800,000
05136	PUBLIC SAFETY				
52120	PROFESSIONAL SERVICES	24,000	0	0	25,000
52370	EDUCATION & TRAINING	500	0	0	0
53100	OPERATING SUPPLIES	500	0	0	0
05136	TOTAL PUBLIC SAFETY	25,000	0	0	25,000

As of Month End - December 31, 2022		FY 2021 Approved	FY 2021 Actuals (YTD)	FY 2022 Actuals (YTD)	FY 2022 Approved
100 - General Fund Expenditures Detail					
05151 FINANCE ADMINISTRATION					
51110	REGULAR SALARIES	0	0	409,236	527,915
51130	OVERTIME	0	0	0	15,000
51200	FICA/MEDICARE	0	0	31,307	40,386
51210	GROUP INSURANCE	0	0	37,581	99,222
51240	RETIREMENT	0	0	57,742	79,187
51260	UNEMPLOYMENT EXPENSE	0	0	0	14,254
51270	WORKERS COMP	0	0	7,163	5,701
52110	AUDIT SERVICES	110,000	79,950	14,900	60,000
52120	PROFESSIONAL SERVICES	220,000	220,322	45,901	220,000
52121	CONTRACTUAL SVCS JACOBS	424,463	409,698	0	0
52135	SOFTWARE/SERVICE CONTRACTS	20,000	5,047	17,092	20,000
52350	TRAVEL EXPENSE	2,000	0	4,704	10,000
52360	DUES & FEES	1,500	1,480	2,795	4,000
52370	EDUCATION & TRAINING	3,000	238	2,080	5,000
53100	OPERATING SUPPLIES	500	2,362	4,032	1,500
54240	COMPUTER/SOFTWARE	230,000	1,500	0	120,000
05151	TOTAL FINANCE ADMINISTRATION	1,011,463	720,597	634,531	1,222,165
05152 HUMAN RESOURCES					
51110	REGULAR SALARIES	0	0	149,654	190,000
51200	FICA/MEDICARE	0	0	11,449	14,535
51210	GROUP INSURANCE	0	0	12,399	39,766
51240	RETIREMENT	0	0	19,457	28,500
51260	UNEMPLOYMENT EXPENSE	0	0	0	5,130
51270	WORKERS COMP	0	0	2,579	2,052
52120	PROFESSIONAL SERVICES	0	0	134,031	10,000
52135	SOFTWARE/SERVICE CONTRACTS	0	0	54,159	0
52330	ADVERTISING	0	0	0	500
52350	TRAVEL EXPENSE	0	0	1,346	5,000
52360	DUES & FEES	0	0	0	2,000
52370	EDUCATION & TRAINING	0	0	0	3,000
53100	OPERATING SUPPLIES	0	0	2,758	6,000
05152	TOTAL HUMAN RESOURCES	0	0	387,831	306,483
05153 LEGAL SERVICES DEPARTMENT					
52120	PROFESSIONAL SERVICES	20,000	5,643	(4,015)	0
52122	ATTORNEY FEES	550,000	643,096	729,910	450,000
52130	ATTORNEY FEES/OTHER	50,000	0	0	100,000
05153	TOTAL LEGAL SERVICES DEPARTMENT	620,000	648,739	725,896	550,000
05154 INTERNAL AUDIT DEPARTMENT					
52120	PROFESSIONAL SERVICES	0	0	24,534	80,000
05154	TOTAL INTERNAL AUDIT DEPARTMENT	0	0	24,534	80,000

As of Month End - December 31, 2022		FY 2021 Approved	FY 2021 Actuals (YTD)	FY 2022 Actuals (YTD)	FY 2022 Approved
100 - General Fund Expenditures Detail					
05155 ECONOMIC DEVELOPMENT					
51110	REGULAR SALARIES	0	0	42,083	155,000
51130	OVERTIME	0	0	0	5,000
51200	FICA/MEDICARE	0	0	3,219	11,858
51210	GROUP INSURANCE	0	0	7,635	58,256
51240	RETIREMENT	0	0	6,088	23,250
51260	UNEMPLOYMENT EXPENSE	0	0	0	4,185
51270	WORKERS COMP	0	0	2,103	1,674
52120	PROFESSIONAL SERVICES	120,000	32,950	29,500	100,000
52121	CONTRACTUAL SVCS JACOBS	141,120	136,566	0	0
52131	CONTRACTUAL SERVICES	0	348	0	0
52132	MARKETING	45,000	1,750	3,000	20,000
52133	TRAINING TRAVEL	21,000	775	0	0
52134	FILM MARKETING	0	0	1,814	30,000
52136	FILM PERMITTING	0	0	0	5,000
52137	FILM PROGRAMS	0	0	0	20,000
52350	TRAVEL EXPENSE	0	0	0	10,000
52360	DUES & FEES	4,000	0	2,500	4,000
52370	EDUCATION & TRAINING	10,000	0	4,125	5,000
52371	DEVELOPMENT AUTHORITY	15,000	0	0	0
52372	LEGAL SVCS (DEVELOPMENT AUTH)	20,000	0	0	0
52373	ECONOMIC DEVELOPMENT PLAN	0	0	0	100,000
53100	OPERATING SUPPLIES	3,500	100	176	1,500
05155	TOTAL ECONOMIC DEVELOPMENT	379,620	172,489	102,243	554,723
05156 FACILITIES & BLDG/ CITY HALL					
51300	TECHNICAL SERVICES	0	(674)	0	0
52120	PROFESSIONAL SERVICES	0	8,993	12,714	75,000
52180	SECURITY	0	0	68,679	0
52200	REPAIRS & MAINTENANCE	75,000	114,087	32,469	75,000
52210	RECYCLE/SHREDDING	0	676	766	1,000
52301	REAL ESTATE RENTS/LEASES	280,000	253,405	287,546	421,000
52302	EQUIPMENT RENTAL	0	12,700	38,256	15,000
53102	PEST CONTROL	5,000	2,975	2,441	5,000
53105	INTERNET/PHONES	0	1,245	1,389	0
53120	STORMWATER UTILITY CHARGES	0	17,834	7,532	6,500
53121	WATER/SEWER	500	417	325	1,000
53122	NATURAL GAS	44,500	2,111	0	10,000
53123	ELECTRICITY	200,000	113,769	42,132	50,000
53161	SMALL EQUIPMENT	2,500	0	0	0
54130	BUILDINGS & IMPROVEMENTS	120,000	3,916	2,993	25,000
54230	FURNITURE AND FIXTURES	10,000	810	166,609	25,000
54250	OTHER EQUIPMENT	5,000	0	20,197	75,000
05156	TOTAL FACILITIES & BLDG/ CITY HALL	742,500	532,265	684,048	784,500

As of Month End - December 31, 2022		FY 2021 Approved	FY 2021 Actuals (YTD)	FY 2022 Actuals (YTD)	FY 2022 Approved
100 - General Fund Expenditures Detail					
05157 COMMUNICATIONS					
51110	REGULAR SALARIES	0	0	134,083	309,852
51130	OVERTIME	0	0	76	20,000
51200	FICA/MEDICARE	0	0	10,263	5,858
51210	GROUP INSURANCE	0	0	19,112	121,739
51240	RETIREMENT	0	0	17,682	42,165
51260	UNEMPLOYMENT EXPENSE	0	0	0	7,590
51270	WORKERS COMP	0	0	3,814	3,036
52120	PROFESSIONAL SERVICES	28,000	580	5,508	15,000
52121	CONTRACTUAL SVCS JACOBS	358,313	346,668	0	0
52135	SOFTWARE/SERVICE CONTRACTS	0	8,990	14,242	32,000
52340	PRINTING	500	0	0	500
52350	TRAVEL EXPENSE	0	0	1,643	2,000
52360	DUES & FEES	0	400	502	1,500
52370	EDUCATION & TRAINING	1,800	0	225	2,000
53100	OPERATING SUPPLIES	1,000	1,282	2,388	1,500
53161	SMALL EQUIPMENT	5,000	1,240	0	0
54250	OTHER EQUIPMENT	2,000	0	13,533	10,000
05157	TOTAL COMMUNICATIONS	396,613	359,159	223,071	574,740
05158 IT/GIS					
52120	PROFESSIONAL SERVICES	10,000	0	218,093	475,000
52121	CONTRACTUAL SVCS JACOBS	367,500	367,678	0	0
52135	SOFTWARE/SERVICE CONTRACTS	31,000	37,133	40,886	31,000
53100	OPERATING SUPPLIES	6,000	4,540	5,673	5,000
53161	SMALL EQUIPMENT	18,000	6,950	0	0
54240	COMPUTER/SOFTWARE	25,500	0	0	10,000
54250	OTHER EQUIPMENT	4,000	0	17,832	22,000
05158	TOTAL IT/GIS	462,000	416,301	282,483	543,000
05159 GENERAL OPERATIONS					
52105	UNIFORMS	20,000	367	4,008	7,500
52120	PROFESSIONAL SERVICES		5,401	69,523	35,000
52121	CONTRACTUAL SVCS JACOBS	116,820	110,303	0	0
52132	MARKETING	0	0	0	0
52135	SOFTWARE/SERVICE CONTRACTS	0	4,139	60,649	0
52200	REPAIRS & MAINTENANCE	2,000	0	5,619	0
52210	RECYCLE/SHREDDING	2,000	0	0	0
52232	EQUIPMENT LEASE	25,000	23,017	62,648	25,000
52310	GENERAL LIABILITY INSURANCE	25,000	40,279	82,953	75,000
52340	PRINTING	2,500	3,941	4,120	2,000
52360	DUES & FEES	70,000	16,354	58,570	70,000
52361	BANK FEES	50,000	44,944	14,001	50,000
53100	OPERATING SUPPLIES	35,000	11,597	29,294	20,000
53101	POSTAGE	5,000	4,050	3,370	3,000
53103	OFFICE SUPPLIES	0	1,808	2,525	1,000
53104	SERVICE FEES	0	0	0	250
53105	INTERNET/PHONES	100,000	103,574	87,268	100,000
53115	VEHICLE FUEL	0	0	16,450	36,000
54240	COMPUTER/SOFTWARE	0	5,886	0	0
54250	OTHER EQUIPMENT	0	0	0	10,000
57101	TAX BILL PROCESSING	30,000	26,000	26,000	30,000
58210	CAPITAL LEASE-PRINCIPAL	0	25,647	24,612	20,000
58220	CAPITAL LEASE-INTEREST	0	3,153	616	5,000
05159	TOTAL GENERAL OPERATIONS	483,320	430,459	552,226	489,750
05900 DESIGNATED RESERVE					
57902	RESERVE CONTINGENCY	224,259	0	0	280,988
05900	TOTAL DESIGNATED RESERVE	224,259	0	0	280,988

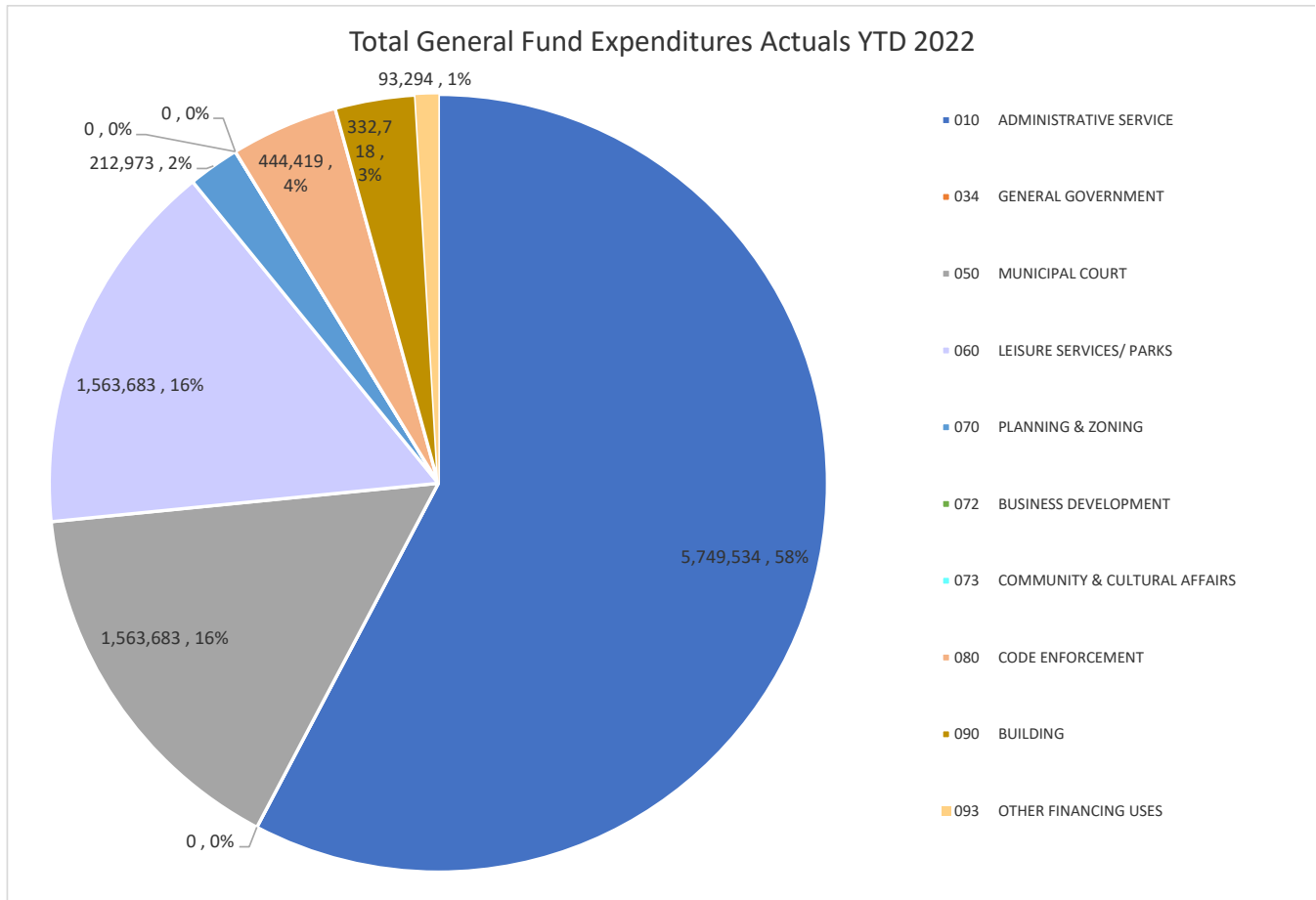
As of Month End - December 31, 2022		FY 2021 Approved	FY 2021 Actuals (YTD)	FY 2022 Actuals (YTD)	FY 2022 Approved
100 - General Fund Expenditures Detail					
010 TOTAL ADMINISTRATIVE SERVICE		6,547,819	4,371,339	5,749,534	8,313,175
03400 GENERAL GOVERNMENT					
34130	PLANNING AND DEVELOPMENT FEES	0	0	0	0
03400 TOTAL GENERAL GOVERNMENT		0	0	0	0
050 MUNICIPAL COURT					
05160 MUNICIPAL COURT					
51110	REGULAR SALARIES	0	0	52,327	190,640
51130	OVERTIME	0	0	13,485	10,000
51200	FICA/MEDICARE	0	0	5,035	14,584
51210	GROUP INSURANCE	0	0	13,608	31,914
51240	RETIREMENT	0	0	7,239	26,957
51260	UNEMPLOYMENT EXPENSE	0	0	0	5,147
51270	WORKERS COMP	0	0	2,587	2,059
52120	PROFESSIONAL SERVICES	0	15,450	23,651	25,000
52121	CONTRACTUAL SVCS JACOBS	0	26,263	0	0
52135	SOFTWARE/SERVICE CONTRACTS	0	53	60	2,000
52140	SOLICITOR	0	27,231	60,432	30,000
52150	PUBLIC DEFENDER	0	0	0	2,500
52160	PROBATION SERVICES	0	(205)	0	2,500
52180	SECURITY	0	7,320	3,645	12,000
52351	ADMINISTRATION EXPENSES	0	5,494	943	0
52360	DUES & FEES	0	0	3,773	0
52370	EDUCATION & TRAINING	0	0	1,809	7,500
53100	OPERATING SUPPLIES	0	536	2,885	0
54240	COMPUTER/SOFTWARE	0	0	749	2,000
57200	PAYMENTS TO OTHER AGENCIES	0	0	15,547	0
050 TOTAL MUNICIPAL COURT		0	82,142	207,776	364,801
060 LEISURE SERVICES/ PARKS					
06210 PARKS ADMINISTRATION					
51110	REGULAR SALARIES	0	0	196,776	418,421
51130	OVERTIME	0	0	355	25,000
51200	FICA/MEDICARE	0	0	15,081	32,000
51210	GROUP INSURANCE	0	0	37,788	116,214
51240	RETIREMENT	0	0	23,601	62,763
51260	UNEMPLOYMENT EXPENSE	0	0	0	11,297
51270	WORKERS COMP	0	0	5,678	4,519
51300	TECHNICAL SERVICES	217,000	0	0	40,000
52105	UNIFORMS	4,000	924	561	4,000
52120	PROFESSIONAL SERVICES	1,001,760	330,500	607,946	975,000
52121	CONTRACTUAL SVCS JACOBS	496,125	472,729	0	0
52135	SOFTWARE/SERVICE CONTRACTS	10,620	61	4,463	35,000
52180	SECURITY	42,000	29,905	32,820	42,000
52200	REPAIRS & MAINTENANCE	305,000	449,435	221,910	300,000
52232	EQUIPMENT LEASE	21,000	12,763	16,622	20,000
52320	INTERNET/PHONES	1,700	3,493	7,108	5,000
52330	ADVERTISING	10,000	2,724	744	10,000
52360	DUES & FEES	3,300	1,318	1,567	3,000
52370	EDUCATION & TRAINING	9,300	1,135	0	9,000
52385	CONTRACT LABOR	17,400	0	0	0
53100	OPERATING SUPPLIES	50,000	48,689	9,424	50,000
53102	PEST CONTROL	0	0	12,151	0
53120	STORMWATER UTILITY CHARGES	0	16,895	16,895	14,000
53124	UTILITIES	225,000	99,566	136,233	150,000
53125	PARKS ACQUISITION	300,000	500	23,395	0
53126	SUMMER PROGRAMS	100,000	0	0	0
53175	CITY EVENTS	200,000	64,631	148,792	250,000
54110	SITES	0	0	0	

As of Month End - December 31, 2022		FY 2021 Approved	FY 2021 Actuals (YTD)	FY 2022 Actuals (YTD)	FY 2022 Approved
100 - General Fund Expenditures Detail					
54130	BUILDINGS & IMPROVEMENTS	100,000	57,018	43,371	100,000
54240	COMPUTER/SOFTWARE	50,000	0	401	30,000
060	TOTAL LEISURE SERVICES/ PARKS	3,164,205	1,592,283	1,563,683	2,707,214

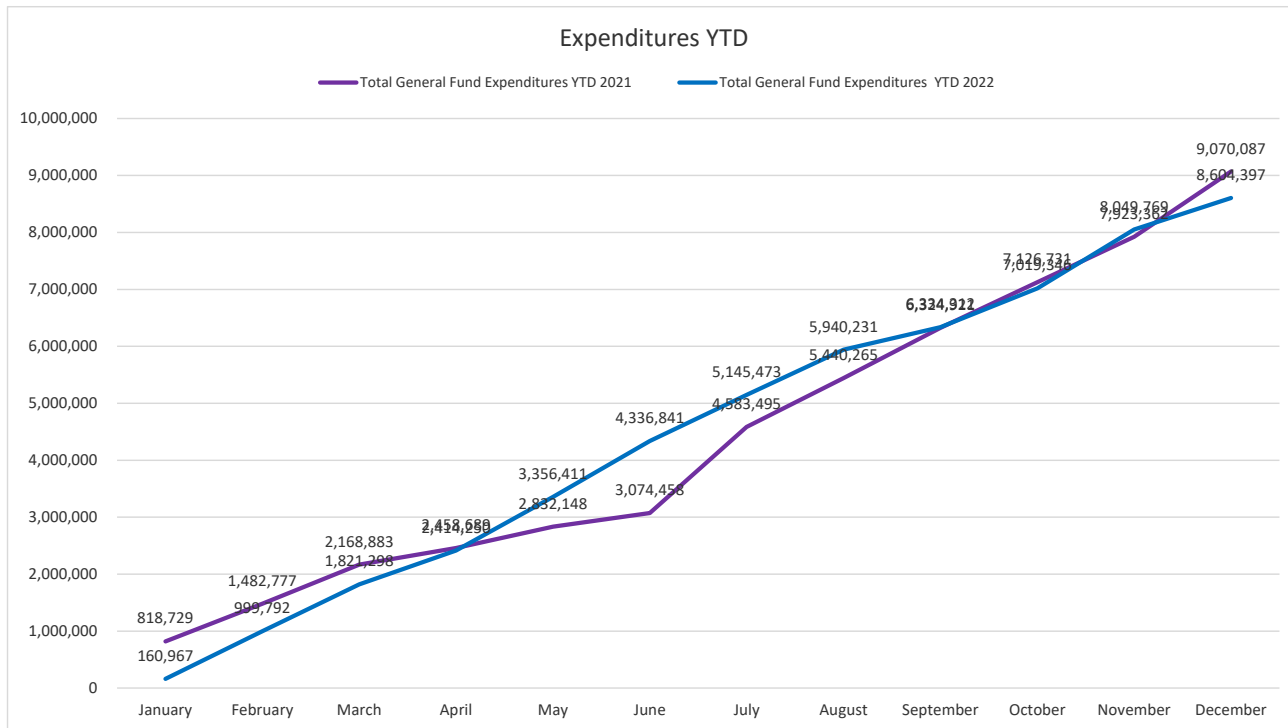
As of Month End - December 31, 2022		FY 2021 Approved	FY 2021 Actuals (YTD)	FY 2022 Actuals (YTD)	FY 2022 Approved
100 - General Fund Expenditures Detail					
070 PLANNING & ZONING					
07210 PLANNING & ZONING					
51110	REGULAR SALARIES	0	0	154,969	290,000
51130	OVERTIME	0	0	0	5,000
51200	FICA/MEDICARE	0	0	11,855	22,185
51210	GROUP INSURANCE	0	0	20,644	116,512
51240	RETIREMENT	0	0	17,244	43,500
51260	UNEMPLOYMENT EXPENSE	0	0	0	7,830
51270	WORKERS COMP	0	0	3,935	3,132
52105	UNIFORMS	500	60	0	0
52120	PROFESSIONAL SERVICES	20,000	0	0	125,000
52121	CONTRACTUAL SVCS JACOBS	578,813	562,022	0	
52135	SOFTWARE/SERVICE CONTRACTS	8,000	3,354	0	6,000
52180	SECURITY	3,000	0	180	3,000
52320	INTERNET/PHONES	0	287	0	0
52330	ADVERTISING	20,000	70	0	10,000
52340	PRINTING	2,000	90	3,393	2,000
52350	TRAVEL EXPENSE	0	0	0	5,000
52360	DUES & FEES	200	0	0	2,000
52370	EDUCATION & TRAINING	7,000	0	207	7,000
53100	OPERATING SUPPLIES	2,000	455	546	2,000
53161	SMALL EQUIPMENT	2,000	0	0	0
54240	COMPUTER/SOFTWARE	8,000	7,500	0	5,000
54250	OTHER EQUIPMENT	1,500	0	0	3,500
070 TOTAL PLANNING & ZONING		653,013	573,839	212,973	658,659
072 BUSINESS DEVELOPMENT					
07220 BUSINESS DEVELOPMENT					
52120	PROFESSIONAL SERVICES	95,000	0	0	0
52121	CONTRACTUAL SVCS JACOBS	123,480	115,556	0	0
52132	MARKETING	40,000	15,000	0	0
52340	PRINTING	1,000	0	0	0
52350	TRAVEL EXPENSE	15,000	0	0	0
52360	DUES & FEES	2,000	0	0	0
52370	EDUCATION & TRAINING	3,000	0	0	0
53100	OPERATING SUPPLIES	2,500	45	0	0
58210	CAPITAL LEASE-PRINCIPAL	8,000	0	0	0
072 TOTAL BUSINESS DEVELOPMENT		289,980	130,601	0	0
073 COMMUNITY & CULTURAL AFFAIRS					
07330 COMMUNITY & CULTURAL AFFAIRS					
52121	CONTRACTUAL SVCS JACOBS	132,300	126,061	0	0
52135	SOFTWARE/SERVICE CONTRACTS	2,300	0	0	0
52330	ADVERTISING	25,000	251	0	0
52340	PRINTING	2,000	0	0	0
52350	TRAVEL EXPENSE	4,300	325	0	0
52370	EDUCATION & TRAINING	600	0	0	0
53100	OPERATING SUPPLIES	1,500	1,507	0	0
53175	CITY EVENTS	35,000	2,692	0	0
53178	COUNCIL INITIATIVES	0	4,188	0	0
53179	INITIATIVES	0	2,500	0	0
073 TOTAL COMMUNITY & CULTURAL AFFAIRS		203,000	137,525	0	0

As of Month End - December 31, 2022		FY 2021 Approved	FY 2021 Actuals (YTD)	FY 2022 Actuals (YTD)	FY 2022 Approved
100 - General Fund Expenditures Detail					
080 CODE ENFORCEMENT					
08210 CODE ENFORCEMENT					
51110	REGULAR SALARIES	0	0	289,257	363,304
51130	OVERTIME	0	0	301	25,000
51200	FICA/MEDICARE	0	0	22,151	27,793
51210	GROUP INSURANCE	0	0	39,473	164,507
51240	RETIREMENT	0	0	36,563	54,496
51260	UNEMPLOYMENT EXPENSE	0	0	0	9,809
51270	WORKERS COMP	0	0	4,930	3,924
52105	UNIFORMS	2,500	3,105	729	6,000
52121	CONTRACTUAL SVCS JACOBS	997,763	966,468	0	0
52135	SOFTWARE/SERVICE CONTRACTS	30,000	21,482	11,784	30,000
52180	SECURITY	2,000	0	0	0
52330	ADVERTISING	0	0	0	2,000
52340	PRINTING	2,000	1,310	3,136	3,000
52350	TRAVEL EXPENSE	0	0	3,684	0
52360	DUES & FEES	1,000	504	1,844	4,000
52370	EDUCATION & TRAINING	2,000	0	12,933	20,000
53100	OPERATING SUPPLIES	3,000	187	2,615	3,000
53101	POSTAGE	0	0	0	1,000
53161	SMALL EQUIPMENT	2,200	0	0	0
54240	COMPUTER/SOFTWARE	20,000	7,500	14,350	20,000
54250	OTHER EQUIPMENT	40,000	0	671	12,200
080	TOTAL CODE ENFORCEMENT	1,102,463	1,000,556	444,419	750,033
090 BUILDING					
09210 BUILDING					
51110	REGULAR SALARIES	0	0	184,059	595,882
51130	OVERTIME	0	0	0	35,000
51200	FICA/MEDICARE	0	0	14,080	45,585
51210	GROUP INSURANCE	0	0	26,670	120,744
51240	RETIREMENT	0	0	26,550	89,382
51260	UNEMPLOYMENT EXPENSE	0	0	0	16,089
51270	WORKERS COMP	0	0	8,086	6,436
52105	UNIFORMS	3,500	0	240	3,500
52120	PROFESSIONAL SERVICES	500	0	55,440	10,000
52121	CONTRACTUAL SVCS JACOBS	981,225	945,457	0	0
52135	SOFTWARE/SERVICE CONTRACTS	5,000	10,000	0	5,000
52340	PRINTING	2,000	240	45	2,000
52350	TRAVEL EXPENSE	0	0	660	0
52360	DUES & FEES	1,000	0	0	1,000
52370	EDUCATION & TRAINING	4,000	45	3,737	10,000
53100	OPERATING SUPPLIES	3,500	560	1,537	1,500
54240	COMPUTER/SOFTWARE	2,500	10,500	11,615	5,000
54250	OTHER EQUIPMENT	15,520	0	0	5,000
090	TOTAL BUILDING	1,018,745	966,802	332,718	952,118
093 OTHER FINANCING USES					
09300 OTHER FINANCING USES					
57200	PAYMENTS TO OTHER AGENCIES	357,600	215,000	0	0
58201	DEBT - INTEREST PAYMENT		0	93,294	0
61103	TRANSFER TO SPLOST	497,500	0	0	0
61104	TRANSFER TO MUNICIPAL COURT	85,700	0	0	0
61105	TRANSFER TO HOUSING AUTHORITY	50,000	0	0	0
093	TOTAL OTHER FINANCING USES	990,800	215,000	93,294	0
Total ALL General Fund Expenditures		13,970,025	9,070,087	8,604,397	13,746,000

As of Month End - December 31, 2022	FY 2021 Approved	FY 2021 Actuals (YTD)	FY 2022 Actuals (YTD)	FY 2022 Approved
100 GENERAL FUND SUMMARY				
010 ADMINISTRATIVE SERVICE	6,547,819	4,371,339	5,749,534	8,313,175
034 GENERAL GOVERNMENT	0	0	0	0
050 MUNICIPAL COURT	3,164,205	1,592,283	1,563,683	2,707,214
060 LEISURE SERVICES/ PARKS	3,164,205	1,592,283	1,563,683	2,707,214
070 PLANNING & ZONING	653,013	573,839	212,973	658,659
072 BUSINESS DEVELOPMENT	289,980	130,601	0	0
073 COMMUNITY & CULTURAL AFFAIRS	203,000	137,525	0	0
080 CODE ENFORCEMENT	1,102,463	1,000,556	444,419	750,033
090 BUILDING	1,018,745	966,802	332,718	952,118
093 OTHER FINANCING USES	990,800	215,000	93,294	0
Total General Fund Expenditures	13,970,025	9,070,087	8,604,397	13,746,000



As of Month End - December 31, 2022		
Total General Fund Expenditures		
Months	YTD 2021	YTD 2022
January	818,729	160,967
February	1,482,777	999,792
March	2,168,883	1,821,298
April	2,458,689	2,414,250
May	2,832,148	3,356,411
June	3,074,458	4,336,841
July	4,583,495	5,145,473
August	5,440,265	5,940,231
September	6,324,921	6,334,312
October	7,126,731	7,019,346
November	7,923,362	8,049,769
December	9,070,087	8,604,397



Other Funds

Detail Summary



As of Month End - December 31, 2022		FY 2021	FY 2021	FY 2022	FY 2022
		Actuals	Actuals (YTD)	Actuals (YTD)	Approved
230 - ARPA/ American Rescue Plan Act Revenues					
033 INTERGOVERNMENTAL REVENUES					
03320	FEDERAL GOV	0	0	0	0
33210	ARPA LOCAL RECOVERY FUNDS	0	4,865,023	0	4,865,023
Total ARPA Revenues		0	4,865,023	0	4,865,023
230 - ARPA/ American Rescue Plan Act Expenditures					
52120	PROFESSIONAL SERVICES	0	0	92,685	0
52360	DUES AND FEES	0	0	652	0
53100	OPERATING SUPPLIES	0	0	5,739	0
Total ARPA Expenditures		0	0	99,077	0
275 Hotel Motel					

	FY 2021 Actuals	FY 2021 Actuals (YTD)	FY 2022 Actuals (YTD)	FY 2022 Approved
275 - Hotel Motel Fund Revenues				
031 TAXES				
03140 SELECTIVE SALES AND USE TAX				
31410 HOTEL/MOTEL EXCISE TAX	565,000	897,198	1,084,823	980,000
39100 PEN & INT ON DELINQ TAX	0	0	0	0
Total Hotel Motel Fund Revenues	565,000	897,198	1,084,823	980,000
275 - Hotel Motel Fund Expenditures				
075 ECONOMIC DEVELOPMENT				
07500 ECONOMIC DEVELOPMENT				
57200 PAYMENTS TO OTHER AGENCIES	226,000	340,218	403,835	428,750
61100 TRANSFER TO GENERAL FUND	339,000	0	236,403	551,250
61101 TRANSFER TO GENERAL FUND PA	0	0	0	0
75400 DISCOVER DEKALB	0	0	0	0
Total Hotel Motel Fund Expenditures	565,000	340,218	640,238	980,000
300 SPLOST				
	FY 2021 Actuals	FY 2021 Actuals (YTD)	FY 2022 Actuals (YTD)	FY 2022 Approved
300 - SPLOST Fund Revenues				
33430 STATE GRANT CAPITAL-LMIG DIRE	0	0	0	548,000
33710 SPLOST REVENUE	6,980,000	8,838,893	7,946,149	8,000,000
36100 INTEREST	2,800	3,521	37,033	2,500
37100 GENERAL CITY	0	0	190,663	0
39101 TRANSFER FROM GENERAL FUND	497,500	0	0	0
Total SPLOST Fund Revenues	7,480,300	8,842,414	8,173,845	8,550,500
300 - SPLOST Fund Expenditures				
05135 ENGINEERING/PUBLIC WORKS				
52120 PROFESSIONAL SERVICES	500,000	1,938	38,715	500,000
54140 TRANS INFRASTRUCTURE IMPROVEME	6,000,000	4,645,856	7,012,624	6,850,000
54141 TRANS INFRA IMPROVEMENT SIDEWA	750,000	0	0	0
54142 TRANS INFRA IMPROVEMENT BIKE P	750,000	0	0	0
05135 TOTAL ENGINEERING/PUBLIC WORKS	8,000,000	4,647,794	7,051,339	7,350,000
05156 FACILITIES & BLDG/ CITY HALL				
52120 PROFESSIONAL SERVICES	250,000	24,520	0	100,000
54130 BUILDINGS & IMPROVEMENTS	750,000	0	0	50,000
54140 TRANS INFRASTRUCTURE IMPROVEME	0	2,000,000	0	0
05156 TOTAL FACILITIES & BLDG/ CITY HALL	1,000,000	2,024,520	0	150,000
05159 GENERAL OPERATIONS				
52361 BANK FEES	0	25	0	0
05159 TOTAL GENERAL OPERATIONS	0	25	0	0
06210 LEISURE SERVICES/ PARKS ADMINISTRATION				
52120 PROFESSIONAL SERVICES	250,000	14,020	66,725	125,000
54120 SITE IMPROVEMENTS	750,000	0	0	925,500
54130 BUILDINGS & IMPROVEMENTS		0	8,650	0
54140 TRANS INFRA IMPROVEMENT		0	0	0
54142 TRANS INFRA IMPROVEMENT BIKE P	750,000	0	0	0
54250 OTHER EQUIPMENT	0	0	284,138	0
06210 TOTAL LEISURE SERVICES/ PARKS ADMINISTRATION	1,750,000	14,020	359,513	1,050,500
Total SPLOST Fund Expenditures	10,750,000	6,686,359	7,410,852	8,550,500

310 URA				
	FY 2021	FY 2021	FY 2022	FY 2022
	Actuals	Actuals (YTD)	Actuals (YTD)	Approved
310 - URA Revenues				
03910 OTHER FINANCING SOURCES REVENUES				
39101 TRANSFER FROM GENERAL FUND	0	215,000	0	0
39310 PROCEED FROM BOND ISSUE	0	0	0	0
310 TOTAL URA Fund Revenue	0	215,000	0	0
310 - URA Expenditures				
09300 OTHER FINANCING USES				
58400 CLOSING COST	0	0	0	0
54130 BUILDING & IMPROVEMENTS	0	0	0	0
58100 DEPT-PRINCIPAL	0	200,000	0	0
58200 DEPT-INTEREST	0	87,454	0	0
61100 TRANSFER TO GENERAL FUND	0	0	1,325	0
310 TOTAL URA Fund Expenditures	0	287,454	1,325	0
804 URA				
	FY 2021	FY 2021	FY 2022	FY 2022
	Actuals	Actuals (YTD)	Actuals (YTD)	Approved
804 - URA Revenues				
039 OTHER FINANCING SOURCES				
39101 TRANSFER FROM GENERAL FUND	0	0	0	0
Total URA Fund Revenues	0	0	0	0
804 - URA Expenditures				
010 ADMINISTRATIVE SERVICES				
52120 PROFESSIONAL SERVICES	0	0	4,161	0
52200 REPAIR AND MAINTENANCE	0	0	2,086	0
52214 LANDSCAPING	0	0	124	0
Total URA Fund Expenditures	0	0	6,370	0
Total ALL OTHER Funds Revenue	8,143,400	14,819,775	9,258,668	14,423,523
Total ALL OTHER Funds Expenditures	11,413,100	7,359,575	8,151,491	9,558,500